

IP PoE Surface Mount Digital Clocks VIP-D625, 6 Digit, 2.5" Display VIP-D640, 6 Digit, 4.0" Display

INTRODUCTION

The VIP-D625 2.5 inch, 6 Digit Clock Display and VIP-D640 4.0 inch, 6 Digit Clock Display enable time indication, synchronization, and correction over an IP-based LAN/WAN. This allows locating a clock display anywhere on the network. Clock synchronization is initiated via connection to a factory preprogrammed time server or can be programmed to sync with any NTP (Network Time Protocol) server. The enclosure is made of steel with a durable powder coated finish. The color of the enclosure can easily be changed to match any décor. Power is provided to the VIP-D625 and VIP-D640 via a Power over Ethernet (PoE) switch meeting the 802.3af specification.



DIMENSIONS/WEIGHT

- VIP-D625 - 15.30" L x 3.00" W x 4.90" H
Weight: 3.85 LBS
- VIP-D640 - 24.50" L x 3.00" W x 6.75" H
Weight: 6 LBS

Nominal Power Requirements

6.9W via 802.3af PoE

SPECIFICATIONS

Features

- RJ-45 network connection
- Easy to read, high visibility Red 2.5" or 4.0" digits display hours, minutes and seconds
- Selectable 12 or 24 hour format (jumper setting)
- 802.3af compatible
- High Efficiency

INSTALLATION

FCC Information



This equipment has been tested and found to comply with the limits for a Class A digital device, pursuant to Part 15 of the FCC Rules. These limits are designed to provide reasonable protection against harmful interference when the equipment is operated in a commercial environment. This equipment generates, uses and can radiate radio frequency energy and if not installed and used in accordance with the instruction manual, may cause harmful interference to radio communications. Operation of this equipment in a residential area may cause harmful interference in which case the user will be required to correct the interference at one's own expense.

Environment

Temperature: 0 to +40° C
Humidity: 0 to 85% non-precipitating

Precautionary Designations

	CAUTION RISK OF ELECTRIC SHOCK DO NOT OPEN	
<p>CAUTION: To reduce the risk of electric shock, Do not remove cover. No user serviceable parts inside. Refer servicing to qualified service personnel.</p>		

	<p>This symbol indicates that dangerous voltage constituting a risk of electric shock is present within this unit.</p>
	<p>This symbol indicates that there are important operating and maintenance instructions in the literature accompanying this unit.</p>

Packing List

Qty.	Item
1	VIP-D625 or VIP-D640
1	VSP Document
1	VIP Setup CD

MOUNTING

Remove the side screws holding the mounting plate/rear panel to the enclosure. Mount the plate to the wall or a standard double-gang electrical box using appropriate hardware such as #8 pan head screws (not supplied). After making the required connections, reattach the enclosure to the mounting plate, rear panel.

NETWORK CONNECTION

The VIP-D625 and VIP-D640 have one CAT-5 RJ-45 network connector on the rear panel. See Figure 1. Connect a CAT-5 patch cable from the VIP-D625 or VIP-D640 into an Ethernet switch. If a PoE switch is not available, a PoE mid-span injector may be used to supply power to the clocks.

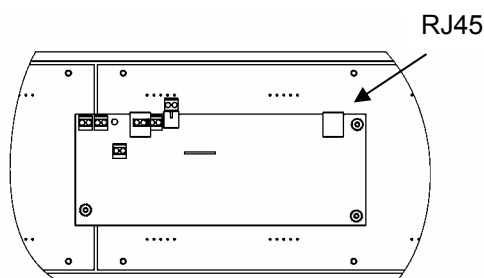


Figure 1. Connections (Rear)

PROGRAMMING

Connect the clock to a PoE switch and scan for the device using the "VIP-102B IP Solutions Setup Tool". Programming software is included with each

clock. Enter a static IP address or select DHCP. Use either the default time server IP address or assign a different NTP Server address. Enter the appropriate time zone.

TECHNICAL ASSISTANCE

When trouble is reported, verify power is being supplied to the unit and there are no broken connections. If a spare unit is available, substitute a spare unit for the suspected defective unit.

Assistance in troubleshooting is available from the factory. Call (540) 563-2000 and press 1 for Technical Support or via email at support@valcom.com

When requesting assistance, you should include all available information. It is strongly suggested that you go to the web site and review the documentation at http://www.valcom.com/techsupport/voip_support.htm

Valcom equipment is not field-repairable. Valcom, Inc. maintains service facilities in Roanoke, VA. Should repairs be necessary, attach a tag to the unit clearly stating your company name, address, phone number, contact person and the nature of the problem. Send the unit to:

Valcom, Inc.
Repair & Return Dept.
5614 Hollins Road
Roanoke, Va. 24019-5056

VALCOM LIMITED WARRANTY

Valcom, Inc. warrants its products only to the original purchaser, for its own use, to be free from defects in materials and workmanship under conditions of normal use and service for a period of one year from the date of shipment. This Limited Warranty obligation shall be limited to the replacement, repair or refund of any such defective device within the warranty period, provided that:

1. inspection by Valcom, Inc. indicates the validity of the claim;
2. the defect is not the result of damage, misuse or negligence after the original shipment;
3. the product has not been altered in any way or repaired by others and that factory sealed units are unopened (a service charge plus parts and labor will be applied to units defaced or physically damaged);
4. freight charges for the return of products to Valcom are prepaid;
5. all units 'out of warranty' are subject to a service charge. The service charge will cover minor repairs (major repairs will be subject to additional charges for parts and labor).

This Limited Warranty is in lieu of and excludes all other warranties, expressed or implied and in no event shall Valcom, Inc. be liable for any anticipated profits, consequential damages, loss of time or other losses incurred by the buyer in connection with the purchase, operation, maintenance, installation, removal or use of the product. The maximum liability of Valcom under this warranty is limited to the purchase price of the specific Product covered by the warranty.

Disclaimer. Except for the Limited Warranty provided herein, the product is provided "as-is" without any warranty of any kind whatsoever including, without limitation, any **WARRANTY OF MERCHANTABILITY, FITNESS FOR A PARTICULAR PURPOSE OR NON-INFRINGEMENT.**

This warranty specifically excludes damage incurred in shipment. In the event a product is received in damaged condition, the carrier should be notified immediately. Claims for such damage should be filed with the carrier involved in accordance with the F.O.B. point.

Headquarters:
Valcom, Inc.
5614 Hollins Road Roanoke, VA 24019-5056
Phone: (540) 563-2000 FAX: (540) 362-9800